


# Welcome to 6.00.1x

---

# OVERVIEW OF COURSE

---

- learn computational modes of thinking
- master the art of computational problem solving
- make computers do what you want them to do



<https://ohthehumanityblog.files.wordpress.com/2014/09/computerthink.gif>

# TOPICS

---

- represent knowledge with **data structures**
- **iteration and recursion** as computational metaphors
- **abstraction** of procedures and data types
- **organize and modularize** systems using object classes and methods
- different classes of **algorithms**, searching and sorting
- **complexity** of algorithms

# WHAT DOES A COMPUTER DO

---

- Fundamentally:
  - performs **calculations**  
a billion calculations per second!  
two operations in same time light travels 1 foot
  - **remembers** results  
100s of gigabytes of storage!  
typical machine could hold 1.5M books of standard size
- What kinds of calculations?
  - **built-in** to the language
  - ones that **you define** as the programmer

# SIMPLE CALCULATIONS ENOUGH?

---

- Searching the World Wide Web
  - 45B pages; 1000 words/page; 10 operations/word to find
  - Need 5.2 days to find something using simple operations
- Playing chess
  - Average of 35 moves/setting; look ahead 6 moves; 1.8B boards to check; 100 operations/choice
  - 30 minutes to decide each move
- Good algorithm design also needed to accomplish a task!

# ENOUGH STORAGE?

---

- What if we could just pre-compute information and then look up the answer
  - Playing chess as an example
    - Experts suggest  $10^{123}$  different possible games
    - Only  $10^{80}$  atoms in the observable universe

# ARE THERE LIMITS?

---

- Despite its speed and size, a computer does have limitations
  - Some problems still too complex
    - Accurate weather prediction at a local scale
    - Cracking encryption schemes
  - Some problems are fundamentally impossible to compute
    - Predicting whether a piece of code will always halt with an answer for any input





# TYPES OF KNOWLEDGE

---

- computers know what you tell them
- **declarative knowledge** is **statements of fact**.
  - there is candy taped to the underside of one chair
- **imperative knowledge** is a **recipe** or “how-to” knowledge
  - 1) face the students at the front of the room
  - 2) count up 3 rows
  - 3) start from the middle section’s left side
  - 4) count to the right 1 chair
  - 5) reach under chair and find it

# A NUMERICAL EXAMPLE

---


- square root of a number  $x$  is  $y$  such that  $y^*y = x$
- recipe for deducing square root of number  $x$  (e.g. 16)
  - 1) Start with a **guess**,  $g$
  - 2) If  $g^*g$  is **close enough** to  $x$ , stop and say  $g$  is the answer
  - 3) Otherwise make a **new guess** by averaging  $g$  and  $x/g$
  - 4) Using the new guess, **repeat** process until close enough

$g$	$g^*g$	$x/g$	$(g+x/g) / 2$
3	9	5.333	4.1667
4.1667	17.36	3.837	4.0035
4.0035	16.0277	3.997	4.000002

# WHAT IS A RECIPE

---

- 1) sequence of simple **steps**
- 2) **flow of control** process that specifies when each step is executed
- 3) a means of determining **when to stop**




Steps 1+2+3 = an **algorithm!**



# COMPUTERS ARE MACHINES

- how to capture a recipe in a mechanical process
- **fixed program** computer
  - calculator
  - Alan Turing's Bombe
- **stored program** computer
  - machine stores and executes instructions



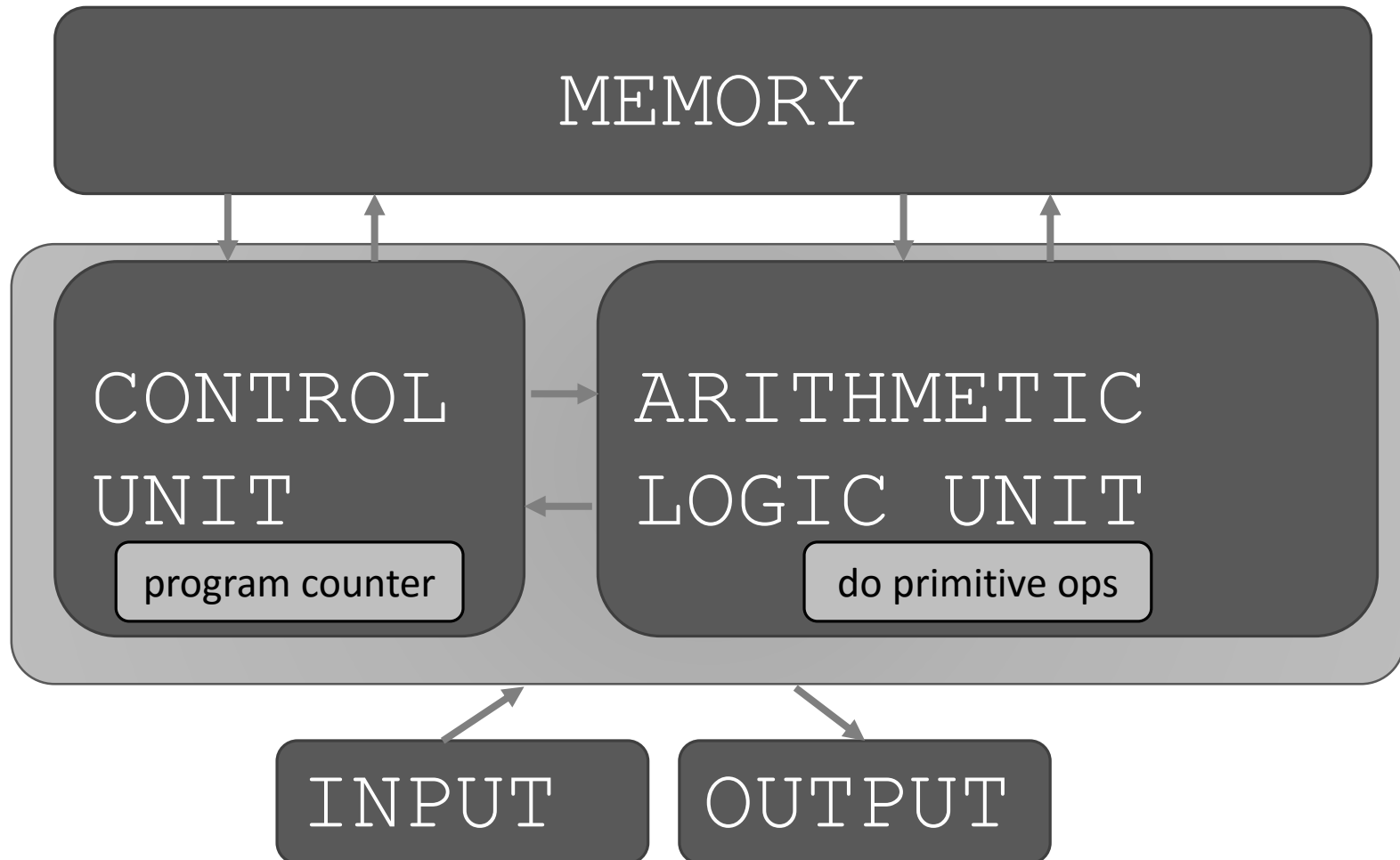
CC-BY SA 2.0 dlapr



<http://www.upgradenrepair.com/computerparts/computerparts.htm>

# BASIC MACHINE ARCHITECTURE

---



# STORED PROGRAM COMPUTER


---

- sequence of **instructions stored** inside computer
  - built from predefined set of primitive instructions
    - 1) arithmetic and logic
    - 2) simple tests
    - 3) moving data
- special program (interpreter) **executes each instruction in order**
  - use tests to change flow of control through sequence
  - stop when done

# BASIC PRIMITIVES

---

- Turing showed you can **compute anything** using 6 primitives
- modern programming languages have more convenient set of primitives
- can abstract methods to **create new primitives**
- anything computable in one language is computable in any other programming language



By Gabrielf (Own work) [CC BY-SA 3.0  
(<http://creativecommons.org/licenses/by-sa/3.0/>)], via  
Wikimedia Commons







# CREATING RECIPES

---

- a programming language provides a set of primitive **operations**
- **expressions** are complex but legal combinations of primitives in a programming language
- expressions and computations have **values** and meanings in a programming language



# ASPECTS OF LANGUAGE

---

## ■ **syntax**

- English: "cat dog boy" → not syntactically valid  
"cat hugs boy" → syntactically valid
- programming language: "hi"5 → not syntactically valid  
3.2\*5 → syntactically valid

# ASPECTS OF LANGUAGES

---

- **static semantics** is which syntactically valid strings have meaning
  - English: "I are hungry" → syntactically valid  
but static semantic error
  - programming language:  $3.2 * 5$  → syntactically valid  
 $3 + "hi"$  → static semantic error

# ASPECTS OF LANGUAGES

---

- **semantics** is the meaning associated with a syntactically correct string of symbols with no static semantic errors
  - English: can have many meanings –
    - “Flying planes can be dangerous”
    - “This reading lamp hasn’t uttered a word since I bought it?”
  - programming languages: have only one meaning but may not be what programmer intended

# WHERE THINGS GO WRONG

---

- **syntactic errors**
  - common and easily caught
- **static semantic errors**
  - some languages check for these before running program
  - can cause unpredictable behavior
- no semantic errors but **different meaning than what programmer intended**
  - program crashes, stops running
  - program runs forever
  - program gives an answer but different than expected

# OUR GOAL

---

- Learn the syntax and semantics of a programming language
- Learn how to use those elements to translate “recipes” for solving a problem into a form that the computer can use to do the work for us
- Learn computational modes of thought to enable us to leverage a suite of methods to solve complex problems





# PYTHON PROGRAMS

---

- a **program** is a sequence of definitions and commands
  - definitions **evaluated**
  - commands **executed** by Python interpreter in a shell
- **commands** (statements) instruct interpreter to do something
- can be typed directly in a **shell** or stored in a **file** that is read into the shell and evaluated

# OBJECTS

---

- programs manipulate **data objects**
- objects have a **type** that defines the kinds of things programs can do to them
- objects are
  - scalar (cannot be subdivided)
  - non-scalar (have internal structure that can be accessed)

# SCALAR OBJECTS

---

- `int` – represent **integers**, ex. 5
- `float` – represent **real numbers**, ex. 3.27
- `bool` – represent **Boolean** values `True` and `False`
- `NoneType` – **special** and has one value, `None`
- can use `type()` to see the type of an object

```
In [1]: type(5)
Out[1]: int
```

```
In [2]: type(3.0)
Out[2]: float
```

*what you  
write into the  
Python shell*

*what shows after  
hitting enter*

# TYPE CONVERSIONS (CAST)

---

- can **convert object of one type to another**
- `float(3)` converts integer 3 to float 3.0
- `int(3.9)` truncates float 3.9 to integer 3

# PRINTING TO CONSOLE

---

- To show output from code to a user, use `print` command

```
In [11]: 3+2
```

```
Out[11]: 5
```

```
In [12]: print(3+2)
```

```
5
```

*no 'Out' because no value  
returned, just something printed*

# EXPRESSIONS

---

- **combine objects and operators** to form expressions
- an expression has a **value**, which has a type
- syntax for a simple expression  
`<object> <operator> <object>`

# OPERATORS ON ints and floats

---

- $i+j$  → the **sum**
  - $i-j$  → the **difference**
  - $i*j$  → the **product**
  - $i/j$  → **division**
  - $i//j$  → **int division**
  - $i\%j$  → the **remainder** when  $i$  is divided by  $j$
  - $i**j$  →  $i$  to the **power** of  $j$
- if both are ints, result is int  
- if either or both are floats, result is float
- result is float
- result is int, quotient without remainder
-



# SIMPLE OPERATIONS

---

- parentheses used to tell Python to do these operations first
  - $3*5+1$  evaluates to 16
  - $3*(5+1)$  evaluates to 18
- **operator precedence** without parentheses
  - **\*\***
  - **\***
  - **/**
  - **+** and **-** executed left to right, as appear in expression



# BINDING VARIABLES AND VALUES

---

- equal sign is an **assignment** of a value to a variable name

*variable*  
`pi` = *value* `3.14159`

`pi_approx` = `22/7` *If use 22//7, value of expression is 3*

- value stored in computer memory
- an assignment binds name to value
- retrieve value associated with name or variable by invoking the name, by typing `pi`

# ABSTRACTING EXPRESSIONS

---

- why **give names** to values of expressions?
- **reuse names** instead of values
- easier to change code later

```
pi = 3.14159  
radius = 2.2  
area = pi*(radius**2)
```

# PROGRAMMING vs MATH

---

- in programming, you do not “solve for x”

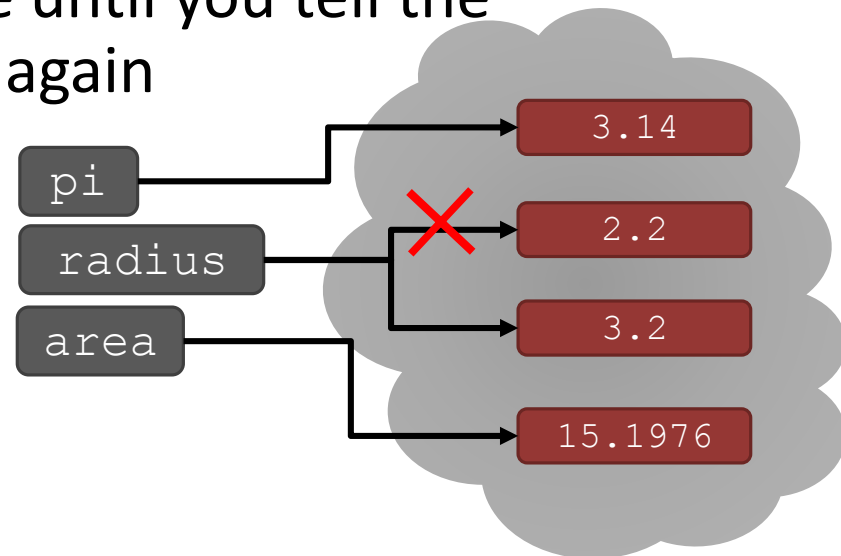
```
pi = 3.14159
radius = 2.2
# area of circle
area = pi*(radius**2)
radius = radius+1
```

*an assignment  
- value on the right  
- name on the left  
- equivalent is `radius += 1`*

# CHANGING BINDINGS

- can **re-bind** variable names using new assignment statements
- previous value may still stored in memory but lost the handle for it
- value for area does not change until you tell the computer to do the calculation again

```
pi = 3.14
radius = 2.2
area = pi*(radius**2)
radius = radius+1
```





# COMPARISON OPERATORS ON `int` and `float`

---

- `i` and `j` are any variable names

`i > j`

`i >= j`

`i < j`

`i <= j`

`i == j` → **equality** test, True if `i` equals `j`

`i != j` → **inequality** test, True if `i` not equal to `j`



# LOGIC OPERATORS ON bools

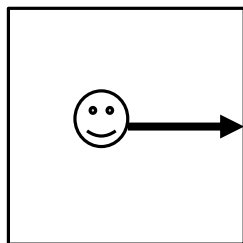
---

- a and b are any variable names

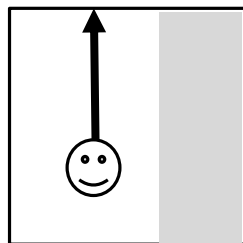
not a     → True if a is False  
          False if a is True

a and b   → True if both are True

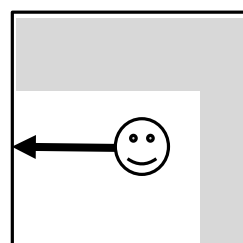
a or b    → True if either or both are True



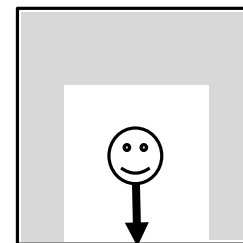
If right clear,  
go right




If right blocked,  
go forward



If right and  
front blocked,  
go left



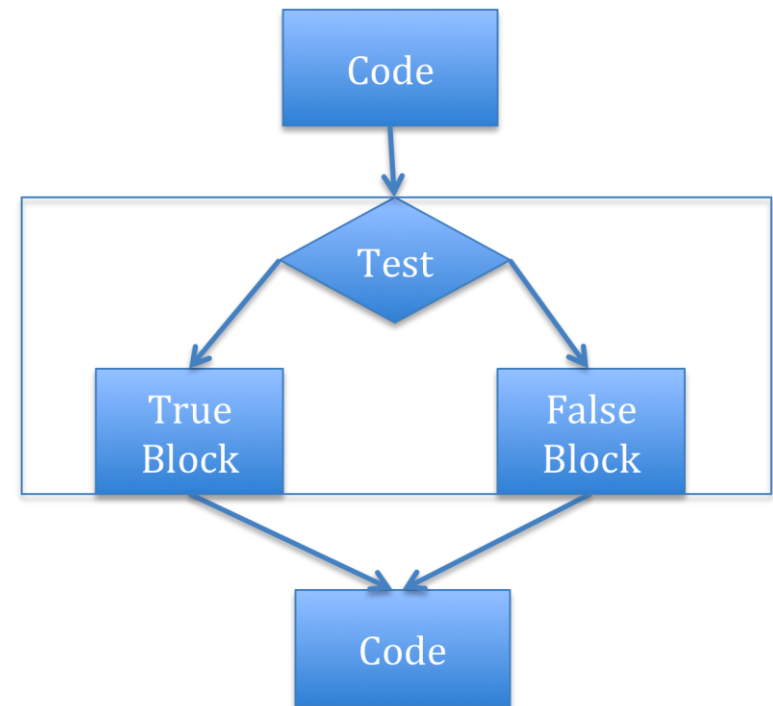
If right , front,  
left blocked,  
go back



# BRANCHING PROGRAMS

---

- The simplest branching statement is a **conditional**
  - A test (expression that evaluates to `True` or `False`)
  - A block of code to execute if the test is `True`
  - An optional block of code to execute if the test is `False`



# A SIMPLE EXAMPLE

---

```
x = int(input('Enter an integer: '))
if x%2 == 0:
    print('')
    print('Even')
else:
    print('')
    print('Odd')
print('Done with conditional')
```

# SOME OBSERVATIONS

---

- The expression `x%2 == 0` evaluates to `True` when the remainder of `x` divided by `2` is `0`
- Note that `==` is used for comparison, since `=` is reserved for assignment
- The indentation is important – each indented set of expressions denotes a block of instructions
  - For example, if the last statement were indented, it would be executed as part of the `else` block of code
- Note how this indentation provides a visual structure that reflects the semantic structure of the program

# NESTED CONDITIONALS

---

```
if x%2 == 0:
    if x%3 == 0:
        print('Divisible by 2 and 3')
    else:
        print('Divisible by 2 and not by 3')
elif x%3 == 0:
    print('Divisible by 3 and not by 2')
```

# COMPOUND BOOLEANS

---

```
if x < y and x < z:  
    print('x is least')  
elif y < z:  
    print('y is least')  
else:  
    print('z is least')
```

# CONTROL FLOW - BRANCHING

---

```
if <condition>:  
    <expression>  
    <expression>  
    ...
```

```
if <condition>:  
    <expression>  
    <expression>  
    ...  
else:  
    <expression>  
    <expression>  
    ...
```

```
if <condition>:  
    <expression>  
    <expression>  
    ...  
elif <condition>:  
    <expression>  
    <expression>  
    ...  
else:  
    <expression>  
    <expression>  
    ...
```

- `<condition>` has a value `True` or `False`
- evaluate expressions in that block if `<condition>` is `True`



# INDENTATION

---

- matters in Python
- how you denote blocks of code

```
x = float(input("Enter a number for x: "))
y = float(input("Enter a number for y: "))
if x == y:
    print("x and y are equal")
    if y != 0:
        print("therefore, x / y is", x/y)
elif x < y:
    print("x is smaller")
else:
    print("y is smaller")
print("thanks!")
```

# = VS ==

---

```
x = float(input("Enter a number for x: "))
y = float(input("Enter a number for y: "))
if x == y:
    print("x and y are equal")
    if y != 0:
        print("therefore, x / y is", x/y)
elif x < y:
    print("x is smaller")
else:
    print("y is smaller")
print("thanks!")
```

What if x = y here?  
get a SyntaxError

# WHAT HAVE WE ADDED?

---

- Branching programs allow us to make choices and do different things
- But still the case that at most, each statement gets executed once.
- So maximum time to run the program depends only on the length of the program
- These programs run in **constant time**